



*Weksler® Temperature
Instruments Full
Line Catalog*



TABLE OF CONTENTS

PAGE

BIMETAL THERMOMETERS

Introduction7
Adjustable Angle AF, CF.....8
3" Dial Size – Rigid Forms 3A, 3S9
5" Dial Size – Rigid Forms 5A, 5S10
3" Dial Size – Heavy Duty H3A, H3S.....11
Pocket Bimetal IR, 2R, 2T12
Standard Threaded Thermowells13

GLASS THERMOMETERS

Adjustable Glass Thermometers
A735, A93517
Dimensions, Thermowells18

BIMETAL THERMOMETERS

Introduction	7
Adjustable Angle AF, CF.....	8
3" Dial Size – Rigid Forms 3A, 3S	9
5" Dial Size – Rigid Forms 5A, 5S.....	10
3" Dial Size – Heavy Duty H3A, H3S.....	11
Pocket Bimetal IR, 2R, 2T	12
Standard Threaded Thermowells	13



RANGE

Standard Fahrenheit and Celsius ranges have been established to encompass all normal temperature measurement requirements. A thermometer can be used at an operating temperature anywhere throughout its range. Although no bimetal thermometer should be exposed continuously to a process temperature over 800 °F.

DIAL SIZE

Select a dial size that allows you to comfortably read the dial from the normal distance when installed.

ACCURACY

All Weksler BiMetal Thermometers have an accuracy of $\pm 1\%$ of span. For accurate readings stem must be immersed at least 2 inches in liquids and 4 inches in gases.

UNDER/OVER RANGE PROTECTION

Temporary exposure to temperatures under or over 50% of the full-scale range will not impair accuracy (up to 500°F or 260°C maximum).

CASE ASSEMBLY

The case, bezel, stem and fittings are stainless steel (300 series). The head assembly is sealed to exclude dirt, dust and moisture on 3" and 5" dial sizes, all joints are welded.

DIALS

Dials are white with clear black graduations and numerals and are easy to read.

FACE

A gasketed glass window is standard on 3" and 5" dial sizes. Where breakage is a concern, a plastic or shatterproof glass window is optional at extra cost. On 1" and 2" dial sizes a plastic window is standard (no options available). Plastic windows are not suitable where head temperature exceeds 150°F (65°C).

EXTERNAL ADJUSTMENT

An external adjustment at the rear of the 3" and 5" case permits adjustment at a specific point or pointer repositioning during calibration check.

VIBRATION AND SHOCK

If present, use of either a heavy duty bimetal or a remote mounted gas actuated thermometer is recommended.

HIGH PRESSURE OR CORROSIVE APPLICATIONS

In these applications, use of a separable thermowell is recommended. In addition to protecting the thermometer, thermowells facilitate removal of the thermometer without having to shut down the system.

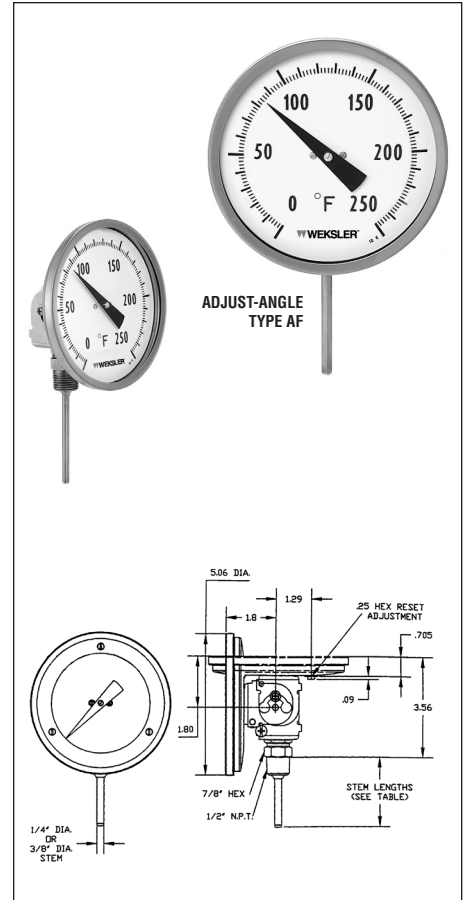
STANDARD FEATURES

- All Stainless Steel Construction
- External Recalibration Adjustment
- White dial with black markings
- Accuracy ±1% of Span
- Gasketed Glass Face
- Case is sealed to exclude dirt, dust and moisture
- 3" and 5" dial sizes
- Angularly adjustable frame permits positioning of dial to accommodate viewing requirements

3" AND 5" DIAL SIZE CATALOG NUMBERS

STEM LENGTH	FIXED THREAD		UNION CONNECTED	
	3"	5"	3"	5"
2½"	CF02	AF02	CU02	AU02
4"	CF04	AF04	CU04	AU04
6"	CF06	AF06	CU06	AU06
9"	CF09	AF09	CU09	AU09
12"	CF12	AF12	CU12	AU12
15"	CF15	AF15	CU15	AU15
18"	CF18	AF18	CU18	AU18
24"	CF24	AF24	CU24	AU24

NOTE: Union connected types must be used with thermowells, longer length available on special order.



STANDARD RANGES

CODE	Fahrenheit
FC	-80 to 120°F
FE	-40 to 120°F
FG	0 to 150°F
FJ	0 to 200°F
FL	0 to 250°F
FM	30 to 240°F
FN	30 to 130°F †
FR	50 to 300°F
FS	50 to 400°F
FT	50 to 550°F
FX	150 to 750°F †
FY	200 to 1000°F* †

CODE	Celsius
CD	-50 to 50°C
CJ	0 to 100°C
CM	-10 to 110°C
CN	0 to 50°C †
CR	0 to 150°C
CS	0 to 200°C
CU	0 to 300°C
CX	50 to 450°C †
CY	100 to 550°C* †

CODE	DUAL SCALE	
	Fahrenheit (on outside)	Celsius (on inside)
DE	-40/120°F	and -40/50°C
DF	40/160°F	and -40/70°C
DN	30/130°F	and 0/55°C †
DJ	0/200°F	and -20/94°C
DL	0/250°F	and -20/120°C
DR	50/300°F	and 10/150°C
DS	50/400°F	and 10/200°C
DT	50/550°F	and 10/290°C
DX	100/800°F*	and 40/430°C †
DY	200/1,000°F	and 100/550°C* †

*Not recommended for continuous service above 800°F (425°C). For such temperatures see pg. 63.
†Minimum stem length for these ranges 4".

OPTIONAL FEATURES

CODE	Description
EL	Liquid Filling for Catalog No's AF, 3A, 5A only
PD	Plastic Window
SG	Shatter Proof Glass
NN	Paper Tag
NH	Stainless Steel Tag
DM	Dial Markings
C4	Calibration Certificate

**SEPARABLE THERMOWELLS AVAILABLE
SEE PAGE 51**

HOW TO ORDER

A F 0 6 4 4 F M X

1. Basic 4-digit Catalog No. From Table Above _____
2. Stem Diameter: "4" = .250"O.D. (Standard); "5" = .375"O.D. (Extra Cost) _____
3. Thread Size: "4" = ½ NPT Male (AF Series); "U" = ½ NPT Male Swivel Nut (AU Series) _____
4. 2 Digit Range Code from Range Tables Above _____
5. Option(s): "X" = None Required; "9" = Option(s) Required (Extra Cost) _____

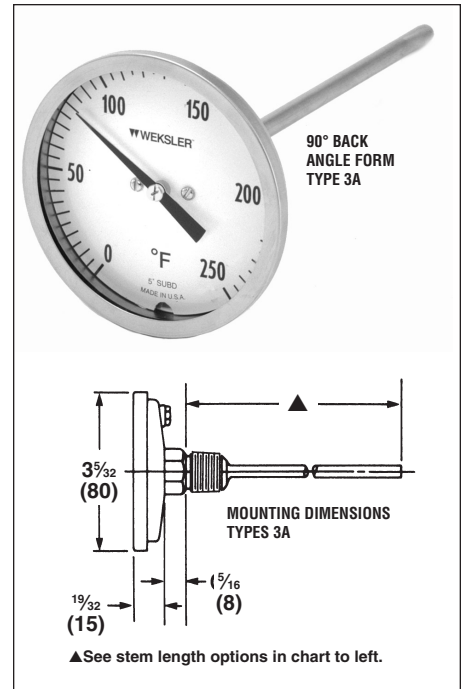
If option(s) are required specify: Plastic Face, Shatterproof Glass Face, Paper Tag, Stainless Steel Tag

STANDARD FEATURES

- All Stainless Steel Construction
- External Recalibration Adjustment
- White dial with black markings
- Accuracy ±1% of Span
- Gasketed Glass Face
- Case is sealed to exclude dirt, dust and moisture
- 3" dial size

CATALOG NUMBERS*		
STEM LENGTH	90° BACK ANGLE FORM	STRAIGHT FORM
2½"	3A02	3S02
4"	3A04	3S04
6"	3A06	3S06
9"	3A09	3S09
12"	3A12	3S12
15"	3A15	3S15
18"	3A18	3S18
24"	3A24	3S24

Longer stem lengths available on special order.



STANDARD RANGES

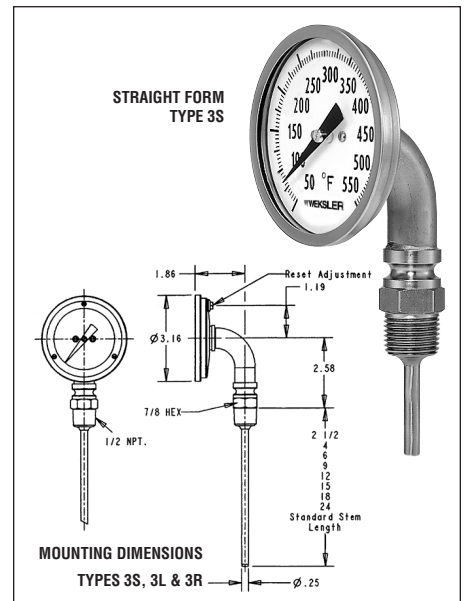
CODE	Fahrenheit
FC	-80 to 120°F
FE	-40 to 120°F
FG	0 to 150°F
FJ	0 to 200°F
FL	0 to 250°F
FM	30 to 240°F
FN	30 to 130°F †
FR	50 to 300°F
FS	50 to 400°F
FT	50 to 550°F
FX	150 to 750°F †
FY	200 to 1000°F †

CODE	Celsius
CD	-50 to 50°C
CJ	0 to 100°C
CM	-10 to 110°C
CN	0 to 50°C †
CR	0 to 150°C
CS	0 to 200°C
CU	0 to 300°C
CX	50 to 450°C †
CY	100 to 550°C* †

CODE	DUAL SCALE	
	Fahrenheit (on outside)	Celsius (on inside)
DE	-40/120°F	and -40/50°C
DF	40/160°F	and -40/70°C
DN	30/130°F	and 0/55°C †
DJ	0/200°F	and -20/94°C
DL	0/250°F	and -20/120°C
DR	50/300°F	and 10/150°C
DS	50/400°F	and 10/200°C
DT	50/550°F	and 10/290°C
DX	100/800°F*	and 40/430°C †
DY	200/1,000°F	and 100/550°C* †

*Not recommended for continuous service above 800°F (425°C). For such temperatures see pg. 63.
 †Minimum stem length for these ranges 4".

OPTIONAL FEATURES	
CODE	Description
EL	Liquid Filling for Catalog No's AF, 3A, 5A only
PD	Plastic Window
SG	Shatter Proof Glass
NN	Paper Tag
NH	Stainless Steel Tag
DM	Dial Markings
C4	Calibration Certificate



SEPARABLE THERMOWELLS AVAILABLE SEE PAGE 51

HOW TO ORDER

3 S 0 4 4 4 D R X

1. Basic 4-digit Catalog No. From Table Above _____
2. Stem Diameter: "4" = .250" O.D. (Standard); "5" = .375" O.D. (Extra Cost) _____
3. Thread Size: "4" = 1/2 NPT Male; 2 = 1/4 NPT Male Back Angle Rear Only (Extra Cost) _____
4. 2 Digit Range Code from Range Tables Above _____
5. Option(s): "X" = Non Required Option(s) Required (Extra Cost) Select code from above table _____

STANDARD FEATURES

- All Stainless Steel Construction
- External Recalibration Adjustment
- White dial with black markings
- Accuracy ±1% of Span
- Gasketed Glass Face
- Case is sealed to exclude dirt, dust and moisture
- 5" dial size

CATALOG NUMBERS*		
STEM LENGTH	90° BACK ANGLE FORM	STRAIGHT FORM
2½"	5A02	5S02
4"	5A04	5S04
6"	5A06	5S06
9"	5A09	5S09
12"	5A12	5S12
15"	5A15	5S15
18"	5A18	5S18
24"	5A24	5S24

Longer stem lengths available on special order

STANDARD RANGES

CODE	Fahrenheit
FC	-80 to 120°F
FE	-40 to 120°F
FG	0 to 150°F
FJ	0 to 200°F
FL	0 to 250°F
FM	30 to 240°F
FN	30 to 130°F †
FR	50 to 300°F
FS	50 to 400°F
FT	50 to 550°F
FX	150 to 750°F †
FY	200 to 1000°F* †

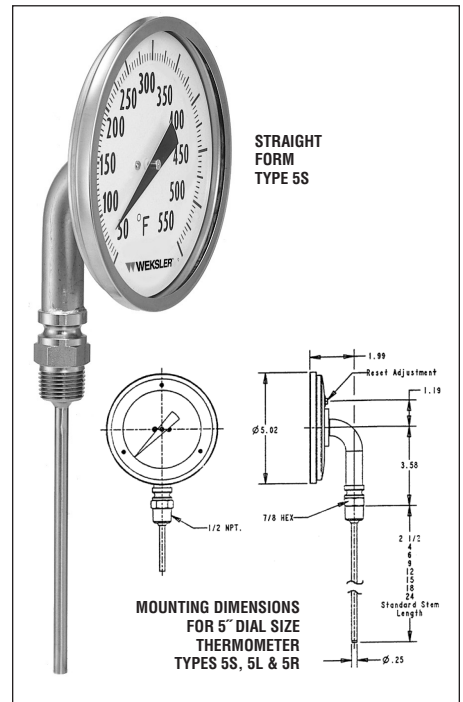
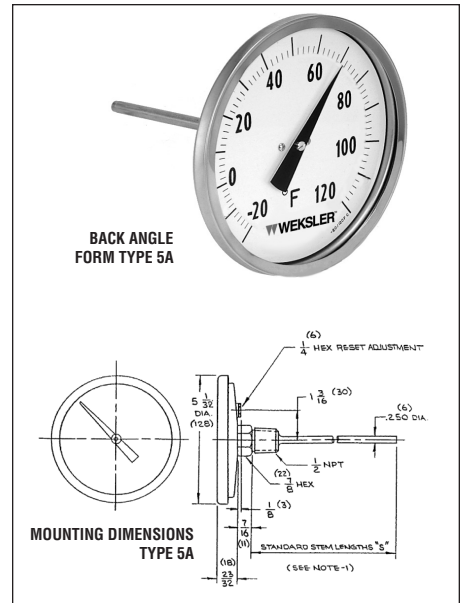
CODE	Celsius
CD	-50 to 50°C
CJ	0 to 100°C
CM	-10 to 110°C
CN	0 to 50°C
CR	0 to 150°C
CS	0 to 200°C
CU	0 to 300°C
CX	50 to 450°C †
CY	100 to 550°C* †

CODE	DUAL SCALE	
	Fahrenheit (on outside)	Celsius (on inside)
DE	-40/120°F	and -40/50°C
DF	40/160°F	and -40/70°C
DN	30/130°F	and 0/55°C †
DJ	-0/200°F	and -20/94°C
DL	0/250°F	and -20/120°C
DR	50/300°F	and 10/150°C
DS	50/400°F	and 10/200°C
DT	50/550°F	and 10/290°C
DX	100/800°F*	and 40/430°C †
DY	200/1,000°F	and 100/550°C* †

*Not recommended for continuous service above 800°F (425°C). For such temperatures see pg. 63.
 †Minimum stem length for these ranges 4".

CODE	DESCRIPTION
EL	Liquid Filling for Catalog No's AF, 3A, 5A only
PD	Plastic Window
SG	Shatter Proof Glass
NN	Paper Tag
NH	Stainless Steel Tag
DM	Dial Markings
C4	Calibration Certificate

**SEPARABLE THERMOWELLS AVAILABLE
SEE PAGE 51**



HOW TO ORDER

5 A 0 6 4 4 F J X

1. Basic 4-digit Catalog No. From Table Above _____
2. Stem Diameter: "4" = .250" O.D. (Standard); "5" = .375" O.D. (Extra Cost) _____
3. Thread Size: "4" = 1/2 NPT Male; 2 = 1/4 NPT Male, Back Angle Rear Only(Extra Cost) _____
4. 2 Digit Range Code from Range Tables Above _____
5. Option(s): "X" = Non Required Option(s) Required (Extra Cost) Select code from above table _____

STANDARD FEATURES

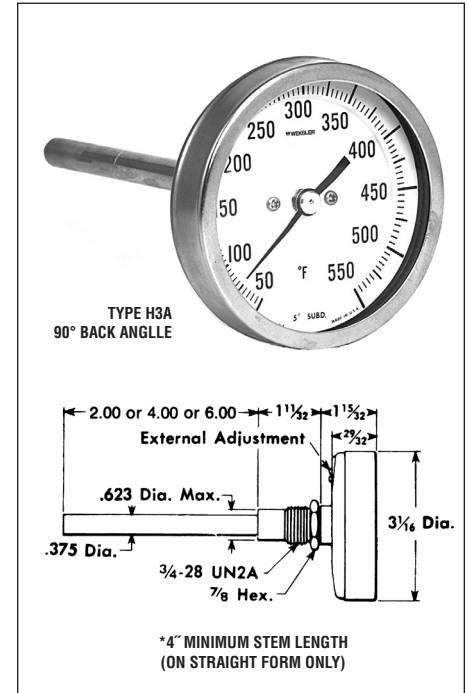
- Shock and Vibration Resistant
- Stainless Steel Construction
- Plastic Crystal
- Dished Anti-Parallax Dial for Easy Reading
- External Recalibration Adjustment at Rear of Case
- Accuracy 1% of Span (when tested without well)
- Interchangeable with 5" Scale Size "Submarine" Thermometers Having Same Stem Length
- 3/4"-28 UN2A Union Connection Assembly Must be used with Well (or Bushing)

STEM LENGTH	CATALOG NUMBERS	
	90° BACK ANGLE FORM	STRAIGHT FORM
2"	H3A2	H3S2
4"	H3A4	H3S4
6"	H3A6	H3S6

NOTE: A minimum of 2" insertion (immersion) is required for accurate readings and proper response.

CODE	Fahrenheit
D	-40 to 120°F in 2° divs.*
H	0 to 200°F in 2° divs.
L	20 to 240°F in 2° divs.
P	50 to 300°F in 2° divs.
Q	50 to 400°F in 5° divs.
R	50 to 500°F in 5° divs.
S	50 to 750°F in 10° divs.

CODE	Celsius
1	-50 to 50°C in 1° divs.*
2	-10 to 110°C in 1° divs.
5	0 to 150°C in 2° divs.
6	0 to 200°C in 2° divs.
8	0 to 300°C in 5° divs.



HOW TO ORDER

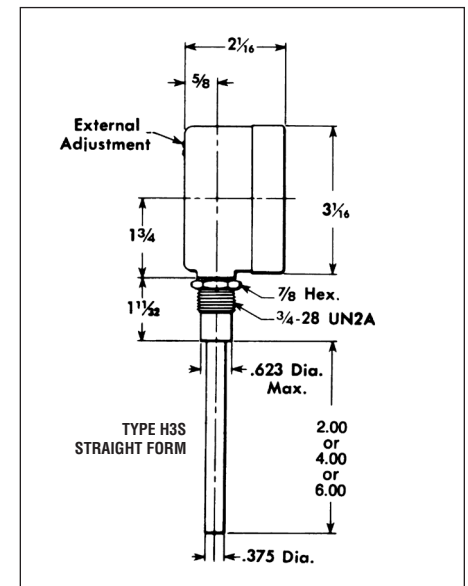
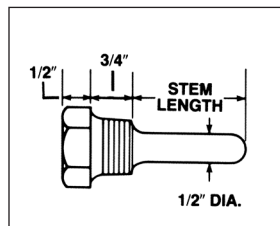
H 3 S 4 H

1. Basic 4-digit Catalog No. _____
2. Range Code _____

**THERMOWELLS FOR HEAVY DUTY BIMETAL THERMOMETERS
.385" BORE – 3/4-28" FEMALE THREAD (INTERNAL)**

THREADED TYPE – 3/4-14 NPT MALE

THERMOMETER STEM LENGTH	WELL LENGTH (OVERALL)	CATALOG NO.
		304 SS
2"	3 1/4"	W3G1
4"	5 1/4"	W5G1
6"	7 1/4"	W7G1




To Order: Specify 4 digit catalog no. from above tables

STANDARD FEATURES

- 1" dial
- 5" stem length
- .142" stem diameter
- Complete with pocket case and clip
- Standard with plastic crystal and recalibration feature

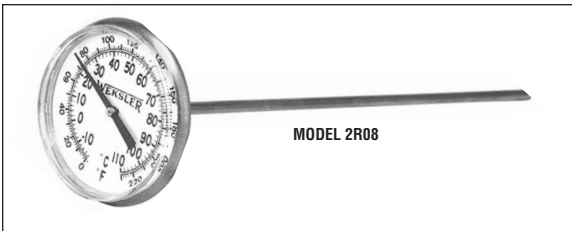
CATALOG NUMBER	STANDARD RANGES
1R05A	-40 to 160°F in 2° divs.
1R05B	25 to 125°F in 1° divs.
1R05C	0 to 220°F in 2° divs.
1R05D	50 to 550°F in 5° divs.
1R05E	-50 to 100°C in 2° divs.
1R05F	-10 to 110°C in 2° divs.
1R05G	0 to 150°C in 2° divs.
1R05H	0 to 250°C in 5° divs.




MODEL 1R05

STANDARD FEATURES

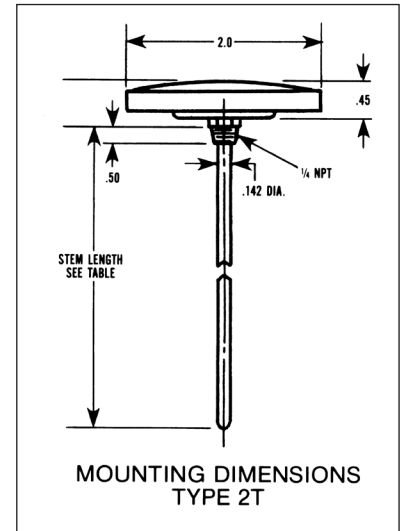
- 2" dial
- All Stainless Steel Construction
- Accuracy ±1% of Span
- Dual Scale (Both °F and °C) Ranges



MODEL 2R08



MODEL 2T02



MOUNTING CLIP FOR 1" and 2" PN TPC

CATALOG NUMBER	DUAL SCALE (BOTH °F AND °C)		TYPE
	FAHRENHEIT ON OUTER – CELSIUS ON INNER SCALE		
2R08A	-40 to 160°F in 2° divs.	and -40 to 70°C in 2° divs.	8" Plain Stem With Recalibration Feature
2R08B	25 to 125°F in 1° divs.	and -5 to 50°C in 1° divs.	
2R08J	0 to 180°F in 2° divs.	and -18 to 83°C in 1° divs.	
2R08C	0 to 220°F in 1° divs.	and -10 to 110°C in 2° divs.	
2R08K	50 to 400°F in 5° divs.	and 10 to 106°C in 2° divs.	
2R08D	50 to 550°F in 5° divs.	and 10 to 290°C in 5° divs.	
2T02A	-40 to 160°F in 2° divs.	and -40 to 70°C in 2° divs.	2½" Stem ¼ NPT Fixed Thread
2T02C	0 to 220°F in 2° divs.	and -10 to 110°C in 2° divs.	
2T04A	-40 to 160°F in 2° divs.	and -40 to 70°C in 2° divs.	4" Stem ¼ NPT Fixed Thread
2T04B	25 to 125°F in 1° divs.	and -5 to 50°C in 1° divs.	
2T04C	0 to 220°F in 2° divs.	and -10 to 110°C in 2° divs.	

HOW TO ORDER

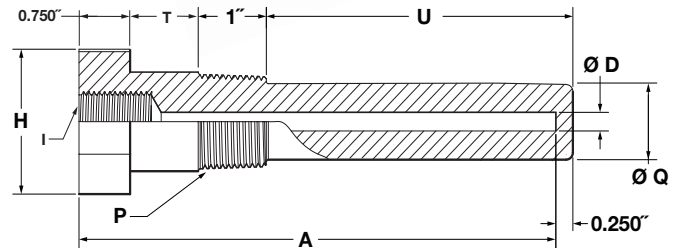
Specify 5 digit catalog number from above tables

**FOR INDUSTRIAL BIMETAL THERMOMETERS
WITH .250" DIAMETER ELEMENTS**

- .385" bore available for use with instruments with .375" diameter elements
- All Weksler standard thermowells are bored from solid bar stock

3/4 NPT – CATALOG NUMBERS

A	U	Q	BRASS	304 SS	316 SS
4	2½	—	S3B4	S3G4	S3J4
6	4½	¾	S3B6	S3G6	S3J6
9	7½	¾	S3B9	S3G9	S3J9
12	10½	¾	S3B2	S3G2	S3J2


THREADED STRAIGHT THERMOWELL WITHOUT LAGGING EXTENSION

THREADED STRAIGHT - 0.260 & 0.385 BORE

P	H	Q 0.260 Bore	Q 0.385 Bore
½"	1.125"	0.50"	0.625"
¾"	1.125"	0.50"	0.625"
1"	1.375"	0.50"	0.625"

THERMOWELL LEGEND

- I - Instrument connection
- P - Process connection
- T - Lag dimension when required
- B - Root OD
- E - Tip OD
- D - Bore diameter
- U - Insertion depth
- S - Instrument stem length or bore depth

Brass wells are not recommended for installations involving high pressures and/or temperatures over 400°F. Brass cap and chain available to keep bore clean when not in use. .260" bore standard. If .385" bore is required:

- (1) Add the letter K at the end of the catalog no.;
- (2) "Q" diameter is changed to 49/64" along entire length of insertion ("U" dimension).

For pressure – temperature rating use Table 1 on page 89.

NOTE: 2½" STEM THERMOMETERS USE SPECIAL LIMITED SPACE WELLS.

GLASS THERMOMETERS

Adjustable Glass Thermometers	
A735, A935	17
Dimensions, Thermowells	18

STANDARD FEATURES

- Mercury Free.
- Molded Valox® – V-shaped black case for ranges up to and including 300°F
- Die cast black aluminum V-shaped case for ranges above 300°F.
- Glass front excludes dust and dirt.
- White aluminum scale with bold black graduations and figures.
- Mercury Free blue liquid in glass with magnifying lens for easy readability.
- Accuracy is ±1% of span.
- Easy adjustment permits case and stem to be rotated 360°.
- 3½", 6", 9" & 12" stems available.
- 1¼"-18" NEF swivel nut.

OPTIONS

- Plastic window available for both 7" and 9" scale.
- Aluminum case available for low ranges (300°F and below).

ACCESSORIES

Thermowells For Adjustable Angle Thermometers:
See page 20

RANGES

FAHRENHEIT

-40/110F
0/120F
0/160F
30/180F
30/240F
30/300F
50/400F⁽¹⁾
50/550F⁽¹⁾

MINOR GRADS

2°
1°
2°
2°
2°
5°
5°
5°

RANGE CODE

F1
F2
F3
F4
F5
F6
F7
F8

CELSIUS

-20/45C
0/50C
0/100C
0/160C⁽¹⁾
0/200C⁽¹⁾
0/300C⁽¹⁾

1°
1°
1°
2°
2°
5°

C1
C2
C3
C4
C5
C6

DUAL SCALE

-40/110F & -40/43C
0/120F & -15/48C
0/160F & -15/70C
30/180F & 0/82C
30/240F & 0/115C
30/300F & 0/150C
50/400F & 10/200C⁽¹⁾
50/550F & 10/290C⁽¹⁾


2°
1°
2°
2°
2°
5°
5°
5°

D1
D2
D3
D4
D5
D6
D7
D8

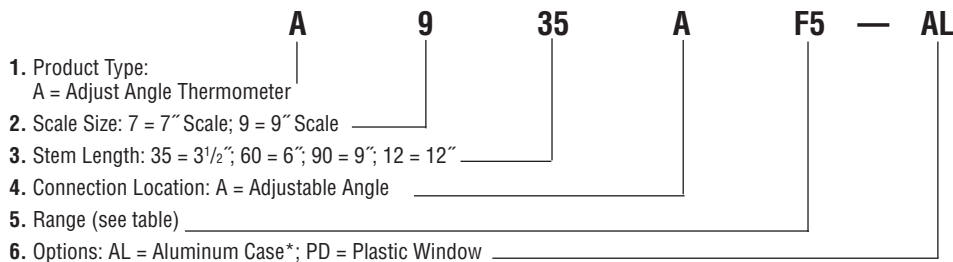
⁽¹⁾ Must be supplied with optional aluminum case.

STOCK THERMOMETERS

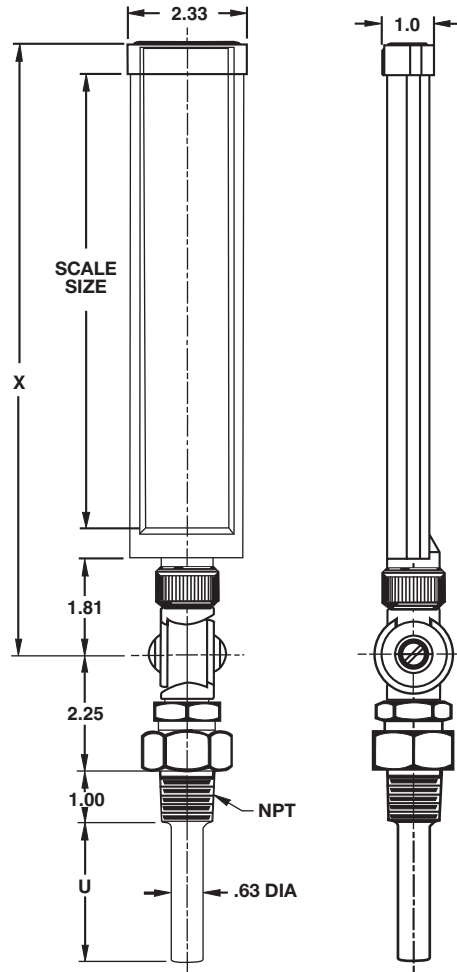
A735AF2	A935AF4	A935AF2-AL
A735AF5	A935AF5	A935AF3-AL
A935AD2	A935AF6	A935AF4-AL
A935AF2	A960AF2	A935AF5-AL
A935AF3	A960AF5	A935AF6-AL
-	-	A960AF2-AL




HOW TO ORDER




*Aluminum case is required for ranges over 300°F



THERMOWELLS FOR ADJUSTABLE ANGLE THERMOMETERS



THERMOMETER STEM LENGTH	"U" DIM.	3/4 NPT BRASS
3 1/2"	2 1/2"	G1E3D2
6"	5"	G1M3D2
9"	8"	G1S3D2
12"	11"	G1T3D2



THERMOMETER STEM LENGTH	"T" DIM.	"U" DIM.	3/4 NPT BRASS
3 1/2"	1	1 1/2"	G1E3D2B
6"	2 1/2"	2 1/2"	G1M3D2E
9"	2 1/2"	5 1/2"	G1S3D2E
12"	2 1/2"	8 1/2"	G1T3D2E



Weksler Instruments
250 E. Main Street, Stratford, CT 06614
Tel: 203-378-8281 • Fax: 203-385-0408
www.weksler.com